

MTC160 MTA160 MTK160 MTX160 MT160 Thyristor Modules



Features:

Isolated mounting base 3000V~
Pressure contact technology with
Increased power cycling capability
Space and weight saving

Typical Applications

AC/DC Motor drives
Various rectifiers
DC supply for PWM inverter

V_{DSM}, V_{RSM}	V_{DRM}, V_{RRM}	Type & Outline
900V	800V	MTx160-08-216F3
1100V	1000V	MTx160-10-216F3
1300V	1200V	MTx160-12-216F3
1500V	1400V	MTx160-14-216F3
1700V	1600V	MTx160-16-216F3
1900V	1800V	MTx160-18-216F3

SYMBOL	CHARACTERISTIC	TEST CONDITIONS	$T_f(^{\circ}C)$	VALUE			UNIT
				Min	Type	Max	
$I_{T(AV)}$	Mean on-state current	180° half sine wave 50Hz Single side cooled, $T_c=85^{\circ}C$	125			160	A
$I_{T(RMS)}$	RMS on-state current		125			251	A
I_{DRM} I_{RRM}	Repetitive peak current	at V_{DRM} at V_{RRM}	125			15	mA
I_{TSM}	Surge on-state current	10ms half sine wave	125			5.2	KA
I^2t	I^2t for fusing coordination	$V_R=60\%V_{RRM}$				135.2	$A^2s \cdot 10^3$
V_{TO}	Threshold voltage		125			0.8	V
r_T	On-state slop resistance					1.69	mΩ
V_{TM}	Peak on-state voltage	$I_{TM}=550A$	25			1.70	V
dv/dt	Critical rate of rise of off-state voltage	$V_{DM}=67\%V_{DRM}$	125			1000	V/μs
di/dt	Critical rate of rise of on-state current	Gate source 1.5A $t_r \leq 0.5\mu s$ Repetitive	125			200	A/μs
I_{GT}	Gate trigger current	$V_A=12V, I_A=1A$	25	30		150	mA
V_{GT}	Gate trigger voltage			1.0		2.5	V
I_H	Holding current			20		150	mA
V_{GD}	Non-trigger gate voltage	$V_{DM}=67\%V_{DRM}$	125	0.2			V
$R_{th(j-c)}$	Thermal resistance Junction to case	Single side cooled per chip				0.170	$^{\circ}C/W$
$R_{th(c-h)}$	Thermal resistance case to heatsink	Single side cooled per chip				0.08	$^{\circ}C/W$
V_{iso}	Isolation voltage	50Hz, R.M.S, $t=1min, I_{iso}:1mA(MAX)$		3000			V
F_m	Thermal connection torque(M6)				6.0		N·m
	Mounting torque(M6)				6.0		N·m
T_{stg}	Stored temperature			-40		125	$^{\circ}C$
W_t	Weight				285		g
Outline	216F3						

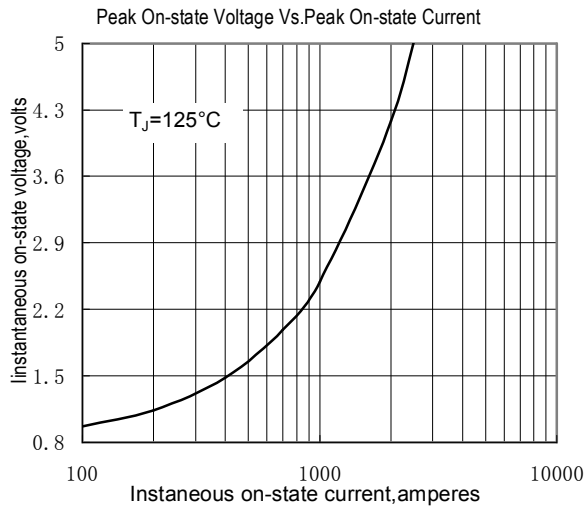


Fig.1

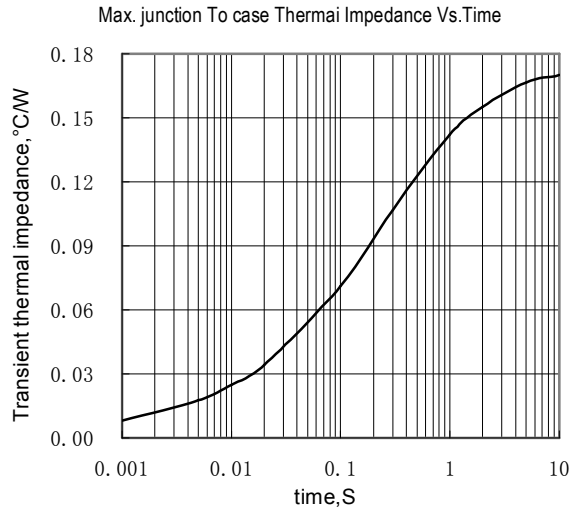


Fig.2

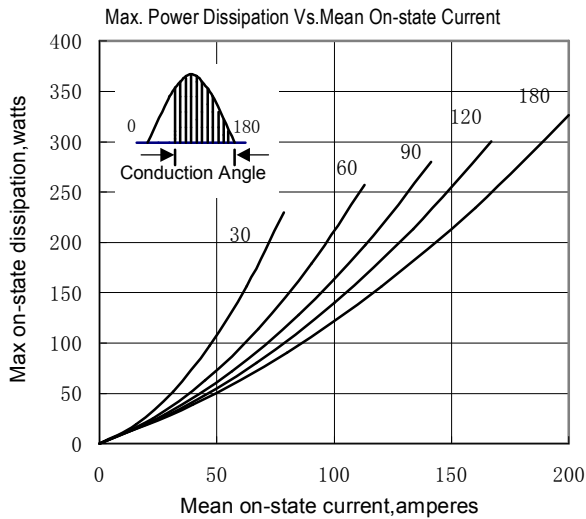


Fig.3

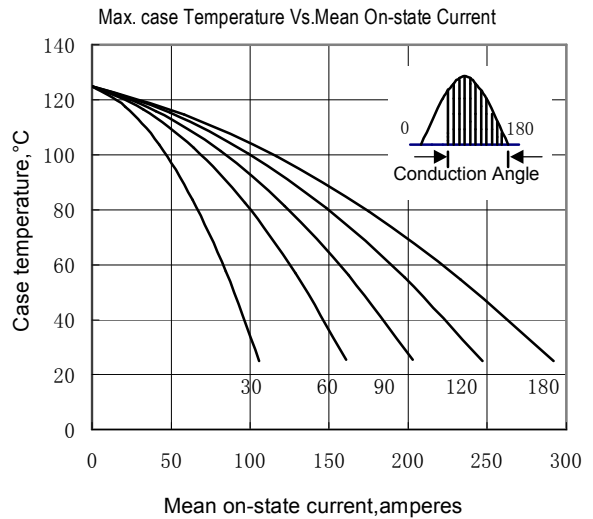


Fig.4

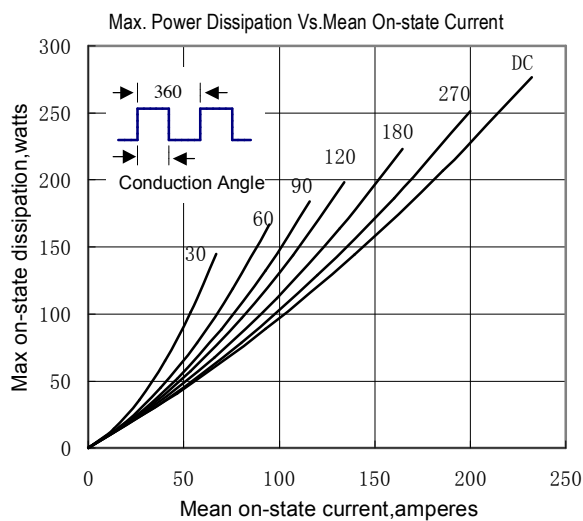


Fig.5

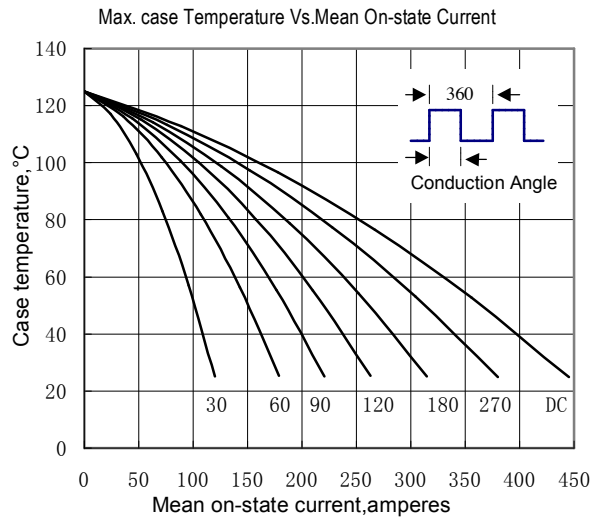


Fig.6

MTC160 MTA160 MTK160 MTX160 MT160

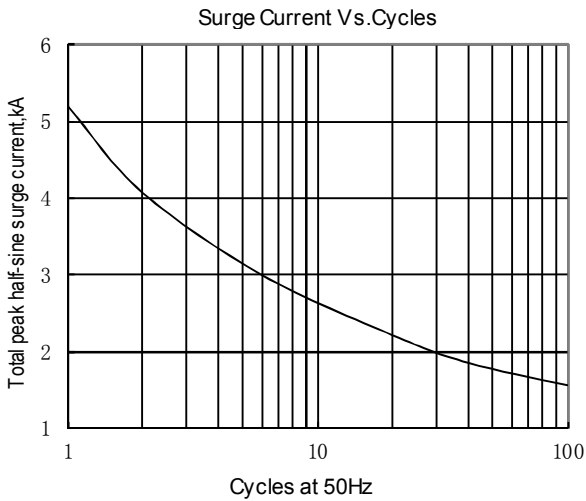


Fig. 7

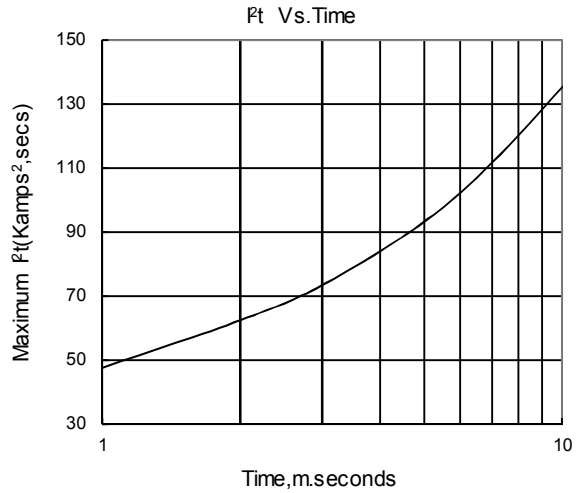


Fig. 8

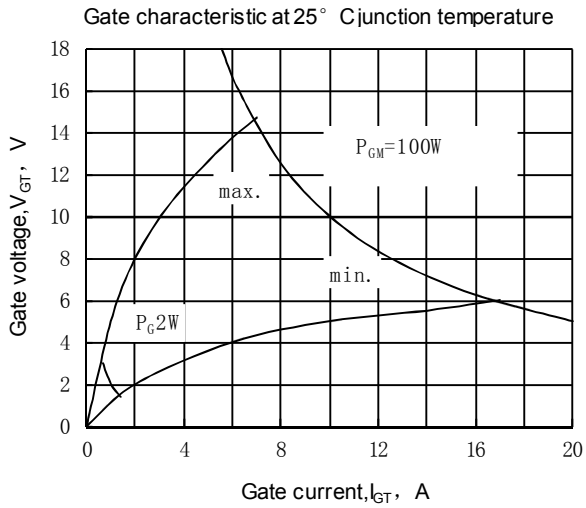


Fig. 9

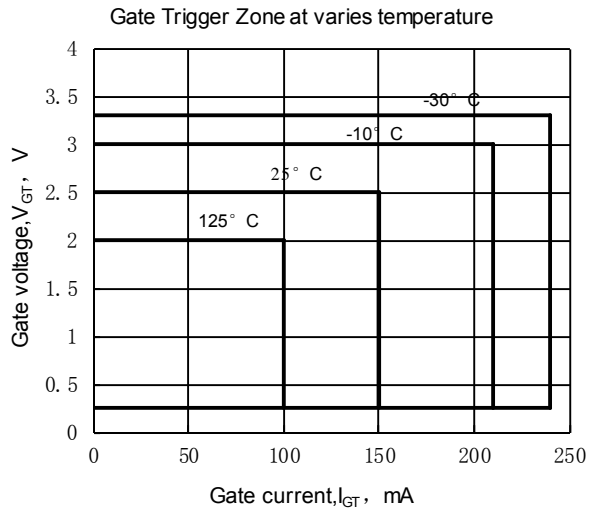


Fig. 10

Outline:

