

MTC182 MTA182 MTK182 MTX182 MT182 Thyristor Modules



Features:

- Isolated mounting base 3000V~
- Pressure contact technology with
- Increased power cycling capability
- Space and weight saving

Typical Applications

- AC/DC Motor drives
- Various rectifiers
- DC supply for PWM inverter

V_{DSM}, V_{RSM}	V_{DRM}, V_{RRM}	Type & Outline
900V	800V	MTx182-08-216F3B
1100V	1000V	MTx182-10-216F3B
1300V	1200V	MTx182-12-216F3B
1500V	1400V	MTx182-14-216F3B
1700V	1600V	MTx182-16-216F3B
1900V	1800V	MTx182-18-216F3B

SYMBOL	CHARACTERISTIC	TEST CONDITIONS	$T_j(^{\circ}C)$	VALUE			UNIT
				Min	Type	Max	
$I_{T(AV)}$	Mean on-state current	180° half sine wave 50Hz Single side cooled, $T_c=85^{\circ}C$	125			182	A
$I_{T(RMS)}$	RMS on-state current		125			286	A
I_{DRM} I_{RRM}	Repetitive peak current	at V_{DRM} at V_{RRM}	125			25	mA
I_{TSM}	Surge on-state current	10ms half sine wave	125			5.4	KA
I^2t	I^2t for fusing coordination	$V_R=60\%V_{RRM}$				145.8	A^2s*10^3
V_{TO}	Threshold voltage		125			0.80	V
r_T	On-state slop resistance					1.26	mΩ
V_{TM}	Peak on-state voltage	$I_{TM}=550A$	25			1.62	V
dv/dt	Critical rate of rise of off-state voltage	$V_{DM}=67\%V_{DRM}$	125			1000	V/μs
di/dt	Critical rate of rise of on-state current	Gate source 1.5A $t_r \leq 0.5\mu s$ Repetitive	125			200	A/μs
I_{GT}	Gate trigger current	$V_A=12V, I_A=1A$	25	30		150	mA
V_{GT}	Gate trigger voltage			1.0		2.5	V
I_H	Holding current			20		150	mA
V_{GD}	Non-trigger gate voltage	$V_{DM}=67\%V_{DRM}$	125	0.2			V
$R_{th(j-c)}$	Thermal resistance Junction to case	Single side cooled per chip				0.160	$^{\circ}C/W$
$R_{th(c-h)}$	Thermal resistance case to heatsink	Single side cooled per chip				0.08	$^{\circ}C/W$
V_{iso}	Isolation voltage	50Hz, R.M.S, $t=1min, I_{iso}: 1mA(MAX)$		3000			V
F_m	Thermal connection torque(M6)				6.0		N·m
	Mounting torque(M6)				6.0		N·m
T_{stg}	Stored temperature			-40		125	$^{\circ}C$
W_t	Weight				285		g
Outline	216F3B						

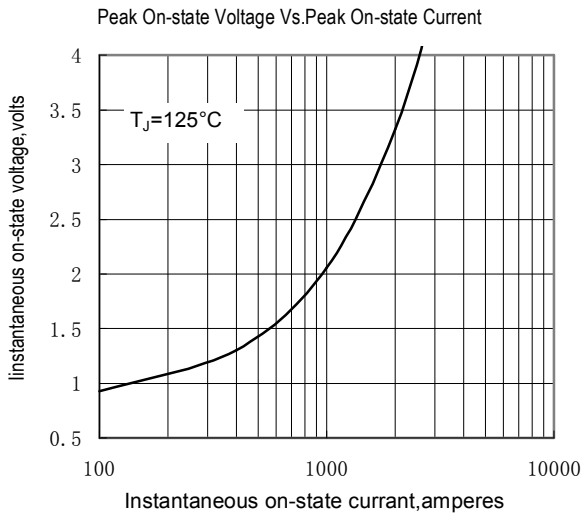


Fig. 1

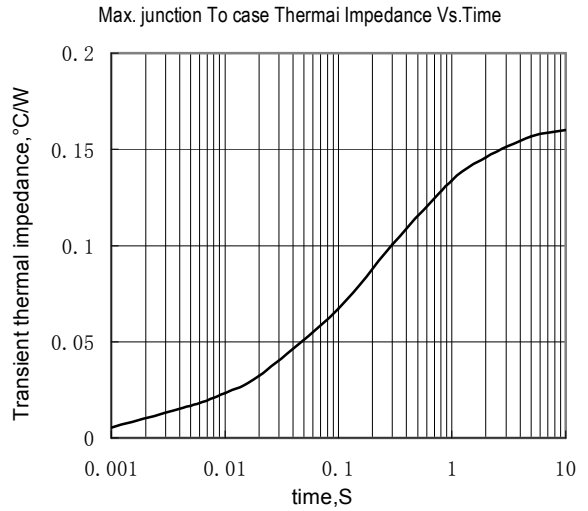


Fig. 2

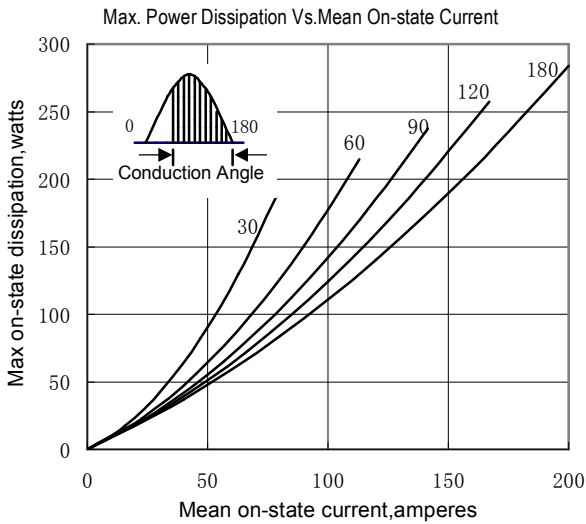


Fig. 3

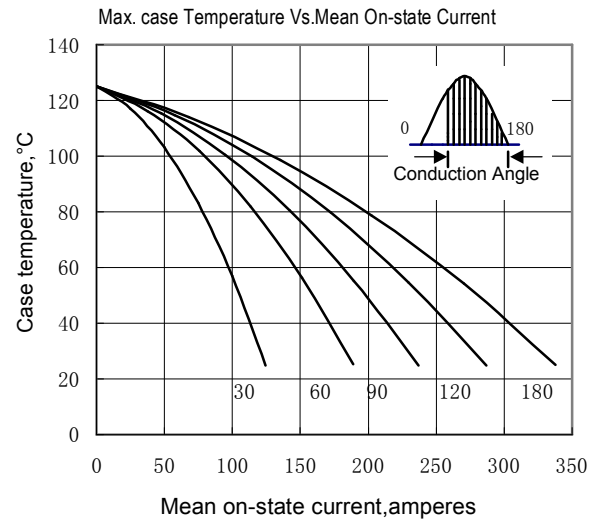


Fig. 4

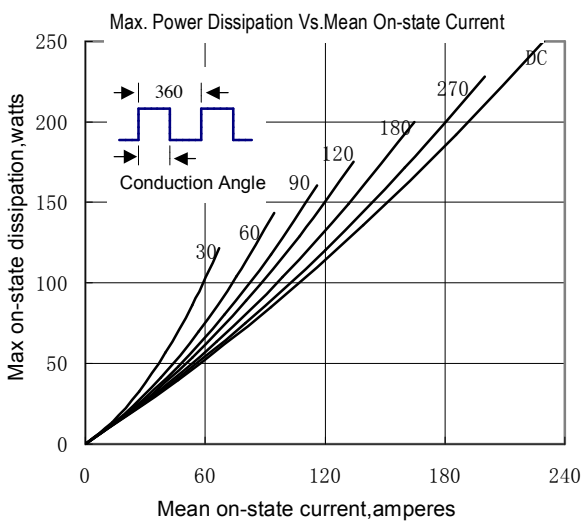


Fig. 5

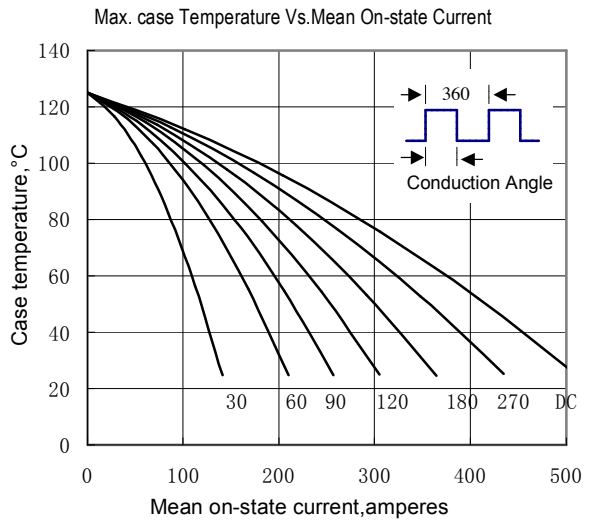


Fig. 6

MTC182 MTA182 MTK182 MTX182 MT182

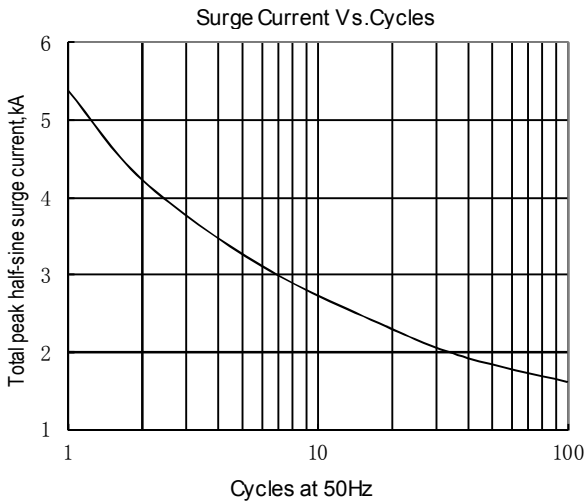


Fig.7

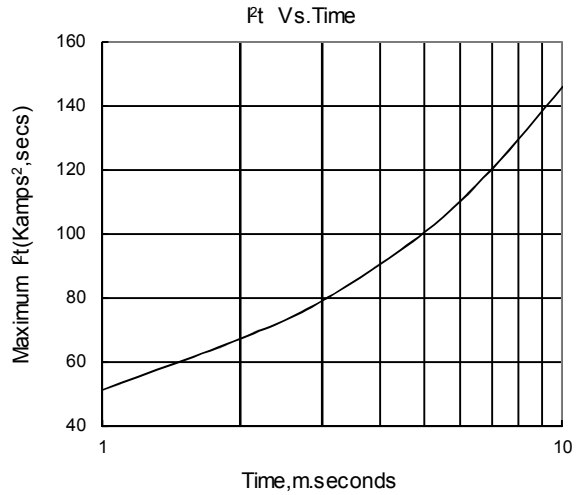


Fig.8

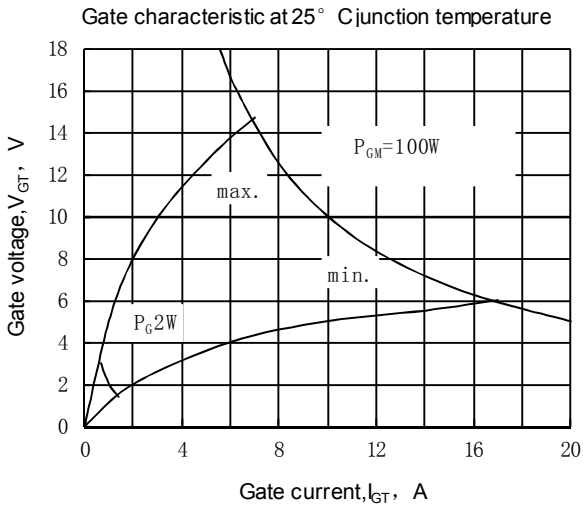


Fig.9

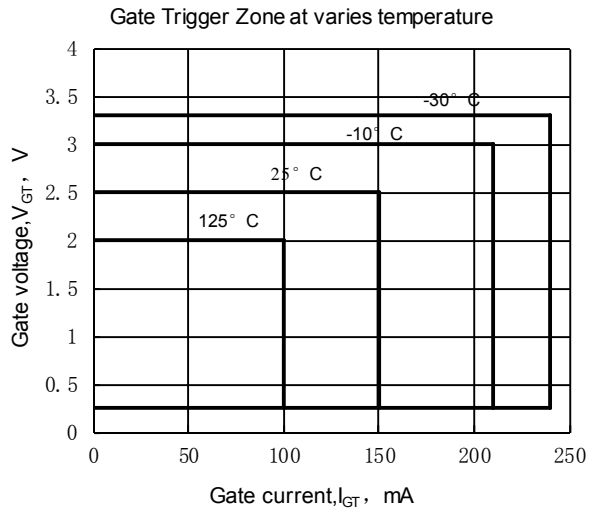


Fig.10

Outline:

